

Art 10

ART APPRECIATION

Online

MICHELLE PACANSKY-BROCK



Hi, my name is Michelle Pacansky-Brock and I am your online instructor. As you get to know me, you'll learn that I am passionate about art and truly love what I do. I work hard to make your experience meaningful and pertinent to your everyday life. Please take time to read this syllabus carefully and contact me right away if you have questions or concerns. I will respond to emails within 24 hours, usually sooner, but I'm slower on the weekends. If I do not respond within 24 hours, assume I did not get your email. When you send me an email, please include "10 OL: Your Class Color (Blue or Red)" in the subject line.



Michelle Pacansky-Brock
 brocansky@gmail.com
 Skype: mpacansky-brock
 Office: ****

Office Hours:
 (available via Skype, Phone,
 and in Person)

Tues & Thurs: 9:30-11:00
 and 12:30-1:30



This syllabus is your "contract" for this class. Please read it thoroughly and contact me if you have any questions or concerns. Subject to change at the instructor's discretion.

Course Introduction

Hello and welcome to Art Appreciation! This quarter will be an exciting journey as you acquire the basic skills for interpreting, understanding, and appreciating art. This class is intended for non-art majors and people with little or no experience with art. You will explore the physical and psychological aspects of seeing; learn the formal elements of art; write a formal analysis of a work of art; consider why art is important to the world; identify your personal preferences for art; visit an art gallery or a museum; and examine a wide array of artistic mediums. You will also become better acquainted with your own personal beliefs and values, be challenged by new ideas and concepts, and stimulate creativity in your daily life. All of this will be done through reflective writing, group discussions, a gallery/museum visit, visual lectures available in print and audio format, regular homework assignments and exams. Active and regular participation in this online class is vital to your success. Please note, the focus of this course is appreciating and interpreting art, not creating art. Also, while the history of art will be a component of many of our topics, this is not an art history course.

During your journey, remember I am here to work with you. Online learning can be a challenging experience for some students. Remember to rely upon each other for support along the way and don't hesitate to reach out for help when you need it. Hang in there, stay positive and stay in touch!



Student Learning Outcomes

Upon the successful completion of this class, you will be able to:

1. Distinguish the difference between form and content.
2. Demonstrate an understanding of the formal elements of art.
3. Identify images as representational, abstract or non-objective.
4. Evaluate symbols within varying contexts.
5. Write a critical formal analysis of a work of art.
6. Discuss the social, economic, and political influences of art in society.
7. Identify and discuss the unique characteristics of different art mediums.
8. Demonstrate knowledge of media, techniques and processes.
9. Demonstrate an understanding of the relationship between the fine arts and the communication of ideas in visual culture.
10. Discuss the value and potential of creativity in the 21st century.

Netiquette

Netiquette is a term that relates to acceptable conduct in a web-based environment. In this class you will be encouraged to consider new ideas which may challenge some of your traditional ideas and perspectives. This is good! Learning occurs when we are challenged to consider different perspectives. However, when you interact with another student, type a blog entry, interact with me in any way, remember that the words you type will be received by a human being with feelings. Also remember, this is a college course. Improper etiquette in any course related communication will not be tolerated. At all times, remember this is an academic setting. Ask yourself, "would I say this in a classroom?" If you encounter a problem with another student, please don't hesitate to bring it to my attention.

For a detailed explanation of proper Netiquette, go to: <http://www.albion.com/netiquette/corerules.html>

Class Philosophy

This class is a community. We all have the same objective: to learn. Online students often feel isolated but it's important to know *you are not in this alone!* I need each of you to approach our online class with a great attitude and a willingness to help each other. Many problems and questions can be resolved by asking a fellow student. I am always here to help you but I truly believe your experience will be better if you communicate with your fellow students throughout the quarter. Let's work together to make this term great for everyone!

Is an Online Class Right for You?

Online learning is intensive and can often be overwhelming to a new online student or even an over committed experienced online student. If this is your first online class, I strongly encourage you to complete watch the “Is Online Right for Me?” student success presentation. This can be viewed online at: <http://www20.csueastbay.edu/online/is-online-right-for-me/online-video.html>

Support for Students with Disabilities

If you require an auxiliary aide or academic accommodations due to a qualified disability, our Student Disability Resource Center (SDRC) is here to help you. <http://www20.csueastbay.edu/sa/sdrc/>

Improve Your Writing Skills - Online!

Did you know CSU East Bay offers an opportunity for you to improve your writing skills *online*? Take advantage of this wonderful student support resource this quarter and reap the rewards!

Your Responsibilities Are...

Enrolling in this online course is a **commitment**. It is your obligation to manage your commitments responsibly. If you will not have time in your schedule to meet the responsibilities of this course, then you should not enroll. I realize this might sound a bit harsh but it is very important for you to be realistic about the time you have in your schedule before enrolling in too many courses, rather than withdrawing at mid-term or ending with an F. Online classes are in *high* demand. Please ensure you are ready to fully accept the responsibilities of this class.

By enrolling in this class:

1. You agrees to uphold the standards of academic integrity described in the catalog at <http://www.csueastbay.edu/ecat/current/i-120grading.html#section12>
2. You agree that you have an *average* of 8-10 hours each week to spend on assignments.
3. You agree to log-in and review your new “Learning Unit” and all related assignments each Tuesday.
4. You agree to make one visit to either an art gallery or museum. This requirement will be for your Art Visit (see description later in this syllabus).

5. You agree to be available for the exam dates listed in this syllabus. Unavoidable conflicts must be brought to my attention immediately. There are no make-ups for exams unless a legitimate emergency occurs and I am notified immediately.
6. You agree to adhere to rules of Netiquette at all times.
7. You agree to review your course points in the course gradebook (click on “My Grades”) throughout the term and contact me immediately if you identify an error.
8. You agree to contact me immediately if improper behavior or actions occur in any area of our online course.
9. You agree to contact me at any point if you have a question or need extra guidance with your learning.
10. You understand that it is *your* responsibility to drop this class if necessary.
11. You will have a GOOD time...art is amazing and I truly want us all to enjoy this quarter. So smile as you type! :-)


Course Materials

TEXTBOOK - Henry Sayre, *A World of Art*, 5th edition, Prentice-Hall.

ISBN-13: 9780132221863

- A copy of our text is on reserve on campus, for students who do come to campus, for student check-out
- Your book will come with a CD
- The book may be purchased online through our campus bookstore.

<http://www.csueastbay.edu/bookstore>



DIGITAL CAMERA - There will be times in this class when I'll ask you to take and share pictures online. For these activities, you'll need a digital camera. If you do not have one, please do a little research and identify a friend who has one (*cell phone camera is fine too as long as you know how to get the image from your phone to your computer!*). If you have serious concerns, please contact me today so we can chat.

RELIABLE TRANSPORTATION TO CLASS - “What?! This is an online class...I don't need a car!” Well, you're right. But you do need a **reliable** high-speed internet connection. You would never dream of taking an on-campus class without reliable transportation to campus, right? If you did, you would expect that you would not do very well. You need to think of your internet connection as your transportation to class. Plan ahead for problems! Talk to a friend or relative about using their connection as a back-up just in case. This is very important!

DIGITAL TOOLKIT- When you click on the “Related Websites” button of our course you’ll see a folder titled “Tech Toolkit.” This is a brief list of necessary downloads you’ll need. All are free. They include the most recent version of Quicktime to view the podcast episodes and a PDF reader (like Adobe Acrobat which most of you will already have on your system).

HEADPHONES (RECOMMENDED) - This class includes audio and you may find that using headphones with your computer will enhance the quality of your experience.

Weekly Schedule

Below is the weekly schedule for this online course. As indicated, a new learning unit will be posted online by Tuesday at 6am of each week. Unless otherwise indicated, the assignments in the learning unit are due the following Monday by 11pm.

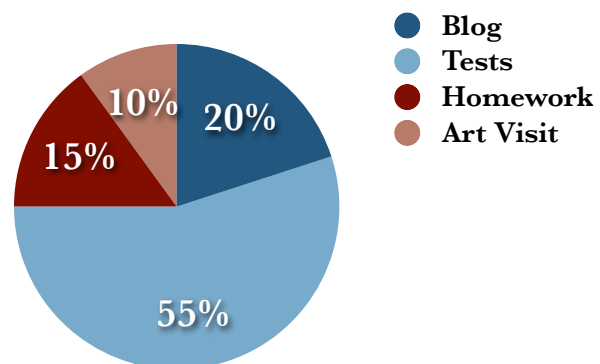
Day 1: Tuesday - new Learning Unit posted in BLACKBOARD by 6am

Day 7: Monday - weekly assignments are due by Monday at 11pm

Grading

There is a total of 500 possible points in this course. The total number of points you earn throughout the term will determine your grade. It’s that simple, really! At the end of the term, the following point scale will be used:

500-450 points = A
449-400 points = B
399-350 points = C
349-300 points = D
299 and below = F



How to Earn Points



3 Tests: Total of 275 Points

There will be three tests (or major assessments) in this class and they will be taken online (there is no test requirement to come to campus). Tests one and two are worth 100 points and test three is worth 75 points. The tests will be a combination of fill-in-the-blank, multiple choice, short answer, long essay questions and Test One will include a hands-on collage assignment. Exams must be submitted between the dates/times listed below.

!!Important Note about Timed Exams!!

The exams in this class are timed. I establish a time limit to maintain integrity with on-line assessments. You are expected to have *learned* the material and complete the exams without needing time to review your notes. **If the time limit is exceeded, one point will be deducted from your test score for each minute used beyond the time limit. Students with disabilities who require time extensions must make arrangements within the first two weeks of class.**

Test Dates - put these on your calendar TODAY!!

Make-up tests are offered only in cases of legitimate emergencies and when I am notified immediately. You are expected to be aware of and available for exams on the following dates by agreeing to the conditions of this class. If you have concerns, contact me today.

Test 1 -- Wk 4: INSERT DATE at 6am to INSERT DATE at 11pm

Test 2 -- Wk 7: INSERT DATE at 6am to INSERT DATE at 11pm

Test 3 -- Wk 12: INSERT DATE at 6am - INSERT DATE at 11pm

Homework Assignments:

75 points

You will have a variety of homework assignments in this class that will be discussed in your Learning Unit content (remember, this will be posted each week on Tuesday morning). When you receive a homework assignment, it will be due the following Monday by 11pm (unless otherwise noted). Assignments will vary in format.

Tip!

Track your points in the "My Grades" area. You should always know how you are doing in this class.



Late Policy

In general, late work is not accepted. Expectations and due dates are made very clear and if you encounter unexpected circumstances, it is your responsibility to contact me to request an extension **before** a due date, not after one.

Here are a few exceptions:

- No late exams are accepted.
- Blog posts are always due on Mondays at 11pm (unless otherwise noted). I will randomly read blogs each week and if I identify a late blog post, I will leave a “nudge” comment which will result in a five point deduction. If you post a late blog post and I don’t catch it, consider yourself lucky but remember, the blogs are a major component of the community aspect of our course.
- Late Art Visits will be accepted for up to 48 hours after the due date for a max of half credit.

Blog:

100 points

(Note: Your blog will be graded at mid-term for 50 points and at the end of the term for 50-points.)

Each week, after you complete the required learning content in Blackboard, you will enter our Blog Gallery and share a new blog post in response to the prompt I’ve shared in the learning unit (which will also be repeated in the Blog Gallery for extra clarity). The blog is a peer-based learning environment where each of you will reflect on specific learning objectives and refine your creative thinking, critical thoughts about art, ability to apply new terms and concepts accurately to images, identify examples of key terms in your own surroundings or found images, in addition to engage in a dialogue with other students about their own blog posts as well.

Each week, you will need to get in the regular habit of composing and sharing your blog post, as well as reading and commenting on the posts of other students. This two-way exchange is an integral component to your learning. I also hope you find the blogs an engaging form of expression, as you have the freedom to share images and web links within your posts, offering more creativity than a typical discussion post.

Your primary goal is to keep your blog posts up-to-date with all assigned posts. I will continually be spot checking the blog posts, and when I identify a student blog that is not up to date with all the current posts, I will leave a very special “**nudge**” comment on your blog. Each nudge will result in a five point deduction when I grade the pages at mid-term and end of the term.

Grading Your Blog: As noted above, you are expected to complete each blog post by the end of each learning unit (Monday at 11pm unless otherwise noted). Throughout the term, I will randomly visit blogs, read posts and leave comments. I will not (I’m just not capable of this) be able to read every post every week, sorry. If I identify a student blog that is not up-to-date, I will



deliver one **NUDGE** comment for each late post (each **nudge** = 5 point deduction and, trust me, they add up!). I will officially grade your blog twice this term: once at week nine and once at week sixteen. Each time I grade it, you will receive a score out of a max of 50 points (worth 100 points total). Each assignment will be graded for timeliness, quality (are you fulfilling the prompt) and relevancy. Overall, your blog posts should demonstrate an understanding of our course concepts and deep reflection through relating our concepts to your daily surroundings.

Netiquette Standards: All the content on your blog must adhere to Netiquette standards (see earlier in the syllabus). I encourage you to connect with the ideas from our class and share your reflections in your blog but you are held accountable to our academic, college-level context. You should refrain from using slang and profanity and from integrating inappropriate imagery. Students who do not adhere to this policy will receive one warning. If the problem persists, the student will automatically receive a zero for his/her blog. **Remember, your blog is a reflection of you. Take pride in it.**

Going Above and Beyond: I encourage you to make extra posts and contribute extra multimedia content if you identify something in your daily life that relates to class. For example, post images of your own artwork or a relative's, share your perspective about a current art controversy in your community and compare it to the controversies discussed in chapter four, comment about a painting you saw in a doctor's office that resembles the work of an artist you read about in your book, share an interesting discussion you had with a friend about the role of creativity in society, reflect on the form and content of a movie you saw or a song you heard. *This exemplifies deep learning!!*

See the "Masterpiece Blog Awards" section in the Extra Credit area of this syllabus to learn more about how your blogging excellence can earn you a big bonus!

Art Visit:

50 points

• **DUE DATE:** This review will be posted to your blog anytime after week 7 but **it must be posted by Week 10 on Monday, INSERT DATE by 11pm for full credit.**

• Late Art Visits will be accepted for half credit for up to 48 hours after the due date.

• You are required to view art in person for this class. You have two choices to select from. Select **ONE** of the following options:

1) **Visit ONE major local art museum.** See the *Art Visit* area of Blackboard for a list of options. Contact me if you need alternative ideas...especially if you are not a local student.


2) **Attend THREE Gallery Opening Receptions** at the First Thursday Art Gallery Walk in San Francisco. More details, including a list of galler-



ies and a map of their locations, are available in the *Art Visit* area of our course.

Art Visit Blog Post criteria:

- Your post will be a **minimum of 1,500 words**.
- You will need to **include a photograph of yourself** at the museum or gallery visit (bring a camera and ask someone else to take the picture if necessary). This photo will need to be uploaded as part of your blog post.
- Explain **where you went, when you went**, and the **names** of the galleries (for 2nd Saturday Art Walk you'll need to visit *TWO* galleries) or the name of the museum you went to.
- **Contrast** viewing art in person with learning about art in a book or on a computer screen (which has been your primary method of learning about art for this entire term).
- Include a **discussion about your favorite artwork** from your visit. Be sure to write down details about the work when you're there (artist's name, medium, size, etc.). Why was this work your favorite? Discuss its **Form** and **Content**.
- Finally, include **your own reflections** about the visit. Was it different than you thought? Better? Worse? What did you/didn't you like?



Extra Credit

You may earn a **maximum of ten** points of extra credit in this class. Throughout the term I will post opportunities in the “Extra Credit” area of Blackboard. Extra credit is generally earned through participating in activities that relate to our course content. I encourage you all to complete these activities, as they will enrich your learning experience. Do not wait until you “need” extra credit. Gain some insurance early just in case you need it later! Extra credit may be turned in at any point in the term before the Wednesday of week ten.



“Masterpiece Blog Awards” -- Later this term, I will request each of you to submit a nomination for one student who has exemplified excellence in blogging throughout the term. So keep your eyes peeled for students who are on time with their posts, reflective in their writing, creative with their blog posts and incorporate images and media above and beyond text. Think Masterpiece! I will secretly tabulate the nominations and any student who receives a minimum of three Masterpiece nominations, will be awarded **ten extra credit points**...these ten extra credit points DO NOT count towards the ten point term max. **Therefore, Masterpiece Blog Award recipients can earn a max of 20 extra credit points!!!**

Quarter Schedule

for Online Art Appreciation

Part 1- Interpretation

Week 1

Ch 1: A World of Art

Week 2

Ch 2: Visual Literacy

Week 3

Ch 4: Seeing the Value in Art

Week 4

Test #1: Ch 1, 2, 4

Part 2- The Formal Elements

Week 5

Ch 5 and 6: Line and Space

Week 6

Ch 7 and 8: Light and Color, Other Formal Elements & **Blog Due**

Week 7

Test #2: Ch 5-8

Part 3- Art Mediums

Week 8

Ch 11: Printmaking

Week 9

Ch 12: Painting

Week 10

Ch 13: Camera Arts, **ART VISIT DUE**

Week 11

14: Sculpture

Week 12

Test #3: Ch 11-15, Blog Due.